

DKF 29X Mounting instruction

TAKTON

50Hz
60Hz

220V
240V

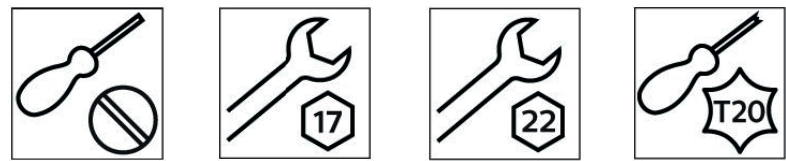
IK08

IP66

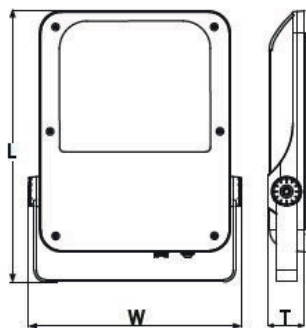
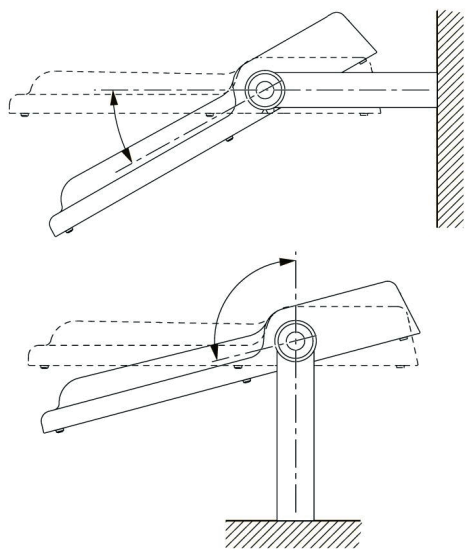
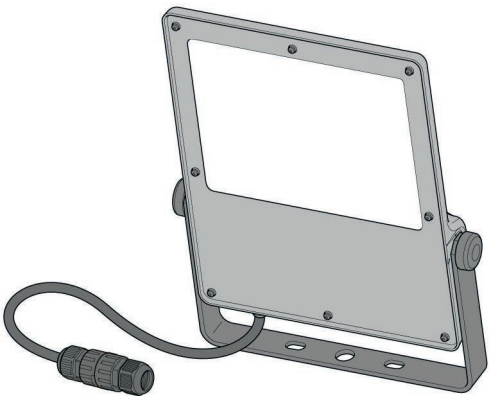
CE

RG=1

-40C°
to 35C°



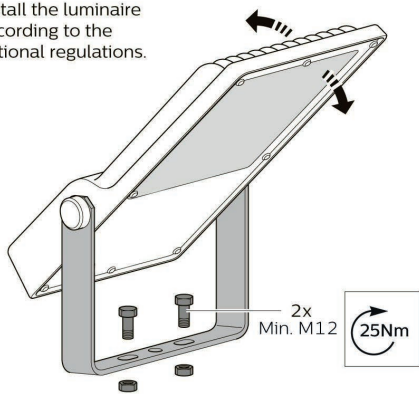
! The installation should be carried out by an electrician or by any similarly qualified person.



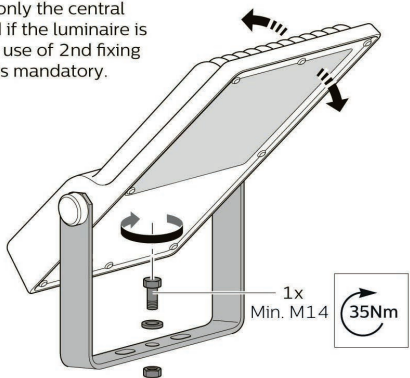
	DKF291	DKF292	DKF293	DKF294
W (width)	250mm 9.84"	281mm 11.07"	346.8mm 13.65"	346.8mm 13.65"
L (length)	335.2mm 13.20"	383.1mm 15.08"	441.8mm 17.39"	531.5mm 20.92"
T (thick)	59.7mm 2.35"	59.7mm 2.35"	63.7mm 2.51"	68.1mm 2.68"



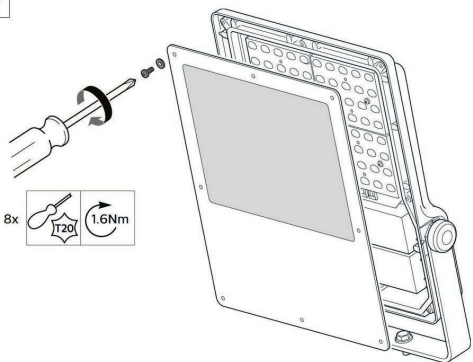
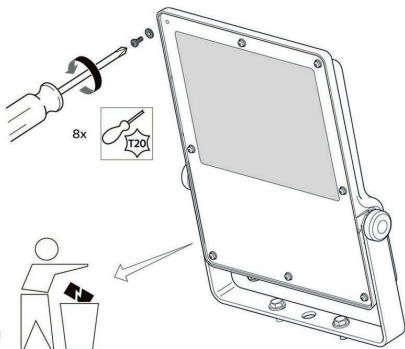
Install the luminaire according to the national regulations.



In case of using only the central hole fixation and if the luminaire is higher >3 m, the use of 2nd fixing security system is mandatory.


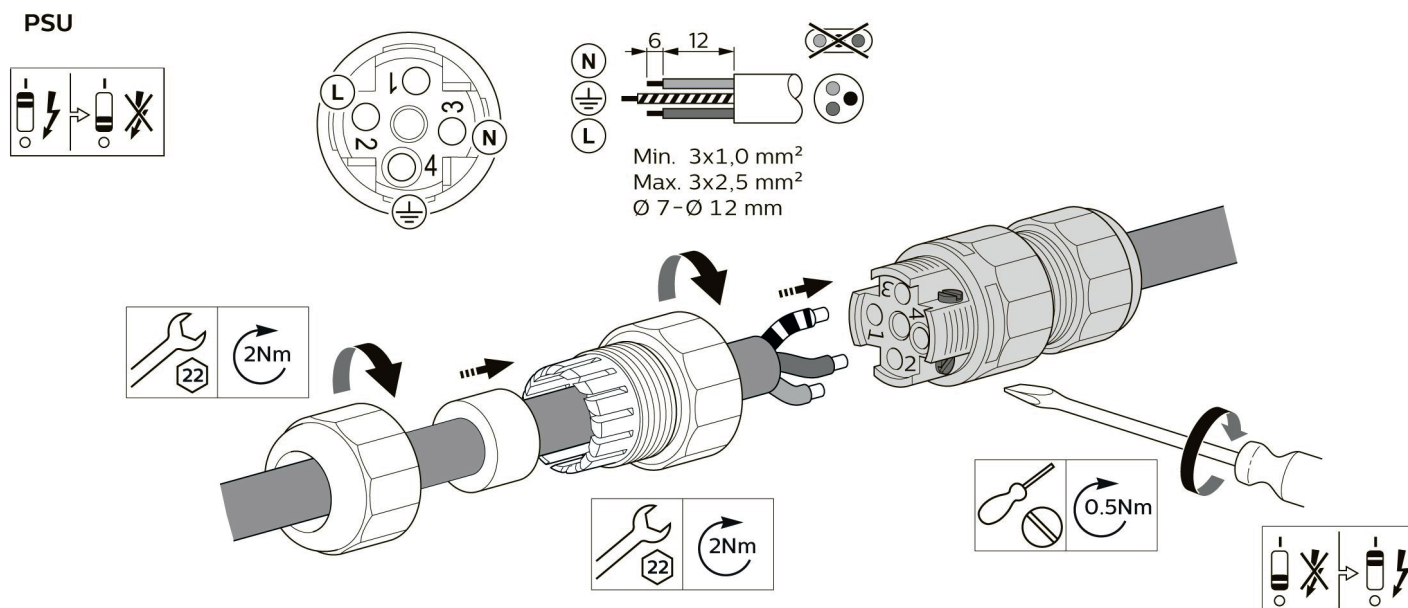


glass maintenance instruction



DKF 92X Mounting instruction

TAKTON



- The light source contained in this luminaire shall only be replaced by the manufacturer or his service agent or a similar qualified person
- The luminaire shall be installed or maintained by a qualified electrician and wired in accordance with the latest IEE electrical regulations or the national requirements.
- If the external flexible cable or cord of this luminaire is damaged, it shall be exclusively replaced by the manufacturer or his service agent or a similar qualified person in order to avoid a hazard
- Outdoor use only

CAUTION

RISK OF BURN INJURIES

During and after use the unit may be hot. Do not touch the unit before it has completely cooled down.

Failure to follow these instructions can result in minor injuries, or equipment damage.